

**KHSAA TITLE IX  
ANNUAL REPORT SUBMISSION  
STATUS REPORT  
2010-2011**

KHSAA  
Form T65  
Revised  
3/2011

TO: KHSAA Member School Superintendents, Principals, and Athletic Directors

FROM: Julian Tackett, Commissioner  
Darren Bilberry, Assistant Commissioner

DATE: May 5, 2011

School	Fulton County High School	Reviewed by	Martha Mullins
--------	---------------------------	-------------	----------------

The following is a status report regarding the required 2010 - 2011 Title IX Annual Report submission of forms due into the KHSAA office by April 15, 2011. Appropriate KHSAA Audit Team personnel have reviewed these forms and the following is a summary of this review.

I. Checklist of Forms properly submitted in a satisfactory manner:

<input checked="" type="checkbox"/>	GE 19 (Annual Verification)	<input checked="" type="checkbox"/>	T-35 (Budget Expenses)
<input checked="" type="checkbox"/>	T-1 (Summary Program Chart 1)	<input checked="" type="checkbox"/>	T-36 (Budget Expenses)
<input checked="" type="checkbox"/>	T-2 (Summary Program Chart 2)	<input checked="" type="checkbox"/>	T-41 (Checklist – Overall Interscholastic Program)
<input checked="" type="checkbox"/>	T-3 (Summary Program Chart 3)	<input checked="" type="checkbox"/>	T-60 (Corrective Action Plan)
<input checked="" type="checkbox"/>	T-4 (Summary Program Chart 4)	N/A	T-63 (Interscholastic Survey Results)

II. Status

A.	<input checked="" type="checkbox"/>	2010– 2011 Forms are satisfactory and no further information or action is necessary at this time.
B.		Errors have been noted with respect to the following forms:
C.		The following forms were omitted and must be submitted by school representatives:
D.	<input checked="" type="checkbox"/>	According to the 2010-2011 data, the school appears to be meeting the standards established in: <input type="checkbox"/> Test 1 (Athletic participation is proportionate to enrollment) <input type="checkbox"/> Test 2 (History and continuing practice of program expansion) <input checked="" type="checkbox"/> Test 3 (Full and effective accommodation of interests and abilities)
E.	<input checked="" type="checkbox"/>	Other Recommendation and Comments: Disparity in expenditures at this point in time is not an issue because boys have been the underrepresented sex for the past two years. School personnel are advised to monitor interest expressed by boys for wrestling and swimming or other interests emerging from survey results. Good report.

# KHSAA Emailer

```

select ademail as email_address,school as email_name from KHSAA_Schools,KHSAA.KHSAA_new_email_checked_schools where
KHSAA_Schools.id=KHSAA.KHSAA_new_email_checked_schools.id AND KHSAA_new_email_checked_schools.user="dbilberry@khsaa.org"
AND member="T" and (ademail is not null and ademail <> "") order by school
select prinemail as email_address,school as email_name from KHSAA_Schools,KHSAA.KHSAA_new_email_checked_schools where
KHSAA_Schools.id=KHSAA.KHSAA_new_email_checked_schools.id AND KHSAA_new_email_checked_schools.user="dbilberry@khsaa.org"
AND member="T" and (prinemail is not null and prinemail <> "") order by school
select superemail as email_address,school as email_name from KHSAA_Schools,KHSAA.KHSAA_new_email_checked_schools where
KHSAA_Schools.id=KHSAA.KHSAA_new_email_checked_schools.id AND KHSAA_new_email_checked_schools.user="dbilberry@khsaa.org"
AND member="T" and (superemail is not null and superemail <> "") order by school
    
```

- Below is a simulation of how your email will appear.
- You can manually modify the list of addressees in the "To:" box by deleting undesired addressees or adding new ones, one per line.
- You can modify the email subject in the "Subject:" box.
- When you're ready to send your email press the "Send" button. Do not close your browser window while emails are being sent.

<b>From:</b>	"Darren Bilberry, KHSAA" <dbilberry@khsaa.org>
<b>To:</b>	"Fulton County" <steve.spadafino@fulton.kyschools.us> "Fulton County" <wayne.benningfield@fulton.kyschools.us> "Fulton County" <dennis.bledsoe@fulton.kyschools.us>
<b>Subject:</b>	Fulton County HS 2010-2011 Title IX Annual Report St
<input type="button" value="Send Email"/>	
<p>Enclosed please find a copy of Form T-65, the <u>2010-2011 KHSAA Title IX Annual Submission Status Report</u>. In addition, you may find an attachment with corrected copies of the forms submitted by your school personnel.</p> <p>Also, KHSAA Audit Team Members may have requested the resubmission of some of the 2010-2011 Annual Report Forms or need additional information on your athletic programs. Please submit this information by the date requested if this is applicable. Copies of all KHSAA Title IX documents must be kept current and included in your permanent Title IX File at the school. All documents are subject to Open Records Requests.</p> <p>Should you need any further information, please do not hesitate to contact the appropriate Title IX Auditor listed on the T-65 form or Darren Bilberry at anytime. Thank You.</p>	

• **attachment; filename="Fulton Co. H.S.doc"**  
 Copyright © 2001-2011 Kentucky High School Athletic Association (KHSAA), all rights reserved  
 This page is for the exclusive use of the KHSAA. Other use is strictly prohibited. Usage is monitored

**To: "Darren Bilberry, KHSAA" <dbilberry@khsaa.org>**  
**Subject: Copy: Fulton County HS 2010-2011 Title IX Annual Report Status Report**  
**From: "Darren Bilberry, KHSAA" <dbilberry@khsaa.org>**  
**Date: Wed, 18 May 2011 13:34:32 -0400 (EDT)**

**Attachment: Fulton Co. H.S.doc**

Enclosed please find a copy of Form T-65, the 2010-2011 KHSAA Title IX Annual Submission Status Report. In addition, you may find an attachment with corrected copies of the forms submitted by your school personnel.

Also, KHSAA Audit Team Members may have requested the resubmission of some of the 2010-2011 Annual Report Forms or need additional information on your athletic programs. Please submit this information by the date requested if this is applicable. Copies of all KHSAA Title IX documents must be kept current and included in your permanent Title IX File at the school. All documents are subject to Open Records Requests.

Should you need any further information, please do not hesitate to contact the appropriate Title IX Auditor listed on the T-65 form or Darren Bilberry at anytime. Thank You.



**KENTUCKY HIGH SCHOOL ATHLETIC ASSOCIATION  
2010-2011 ANNUAL VERIFICATION OF TITLE IX  
PROCEDURES**

(To be submitted by April 15, 2011 along with other required forms)

Fulton County High School, Hickman Kentucky  
(Name of High School) (City)

certifies to the Kentucky High School Athletic Association that the following is an accurate and true representation of the facts surrounding compliance with 20 U.S.C. Sections 1681-1688, et. Seq. (also known as Title IX). **I certify the following provisions in accordance with records at the school contained in the permanent Title IX file, at least one copy of which must be maintained in the Principal's office, and to the best of my knowledge have completed the following tasks:**

I. Established a gender equity committee at the high school. (List committee personnel and provide attachment if necessary)

Name	Address	Phone	Title (Supt., Principal, Student, Parent, Coach, Etc.)
Steven Spadafino	511 Second St. Fulton, KY 42041	(270) 472-5643	Asst. Principal/Athletic Director
Wayne Benningfield	2217 Woodgate Murray, KY 42071	(270) 753-2667	Principal
Andrew Clinton	104 Autumn Ridge Mayfield, KY 42066	(270) 804-2861	Coach
Deann Reed	107 Sunset Dr. Fulton, KY 42041	(270) 519-4188	Coach
Rhondi McClure	318 Mikel Rd. Hickman, KY 42050	(270) 236-4015	Parent
Matthew Quimby	310 E. Moulton St. Hickman, KY 42050	(270) 236-0291	Student
Branika Hardin	1704 Union City Hwy. #108 Hickman, KY 42050	(270) 236-9314	Student

II. Scheduled a minimum of three meetings during the 2010-2011 school year on the following dates:

October 8, 2010
January 7, 2011
April 11, 2011

III. Designated the following person(s) as the Title IX coordinator for the school:


Name	Title	Address	Phone
Steven Spadafino	Asst. Principal/Athletic Director	511 Second St. Fulton, KY 42041	(270) 472-5643



IV. Designated the following person(s) as the Title IX coordinator for the district:

Name	Title	Address	Phone
Steven Spadafino	Asst. Principal/Athletic Director	511 Second St. Fulton, KY 42041	(270) 472-5643

School personnel are continuing to make periodic reviews of the boys' and girls' athletics program reflected in the Corrective Action Plan.

In addition to the above information, the above referenced school maintains a complete permanent file relative to Title IX records including copies of the self-assessment audit, all corrective action plans, and other related materials.


4/15/2011
20  
 Principal's Signature Date


  
 Superintendent Signature School Board Chairpersons' Signature

(Send original copy to KHSAA - Maintain duplicate in Title IX school folder)



2010-2011  
**ACCOMMODATION OF INTERESTS AND ABILITIES**  
**SUMMARY PROGRAM CHART (Form T-1)**

KHSAA Form T1  
 Rev. 10/10

**Participation Opportunities: Test One - Proportionality**

		(Column 1)	(Column 2)	(Column 3)	(Column 4)
	Program	Enrollment	Percentage of Total Enrollment	Number of Interscholastic Participants (double and triple count)	Percentage of Total Participation
Row 1	GIRLS	75	46.0%	105	56.8%
Row 2	BOYS	88	54.0%	80	43.2%
Row 3	Totals	163	<b>100%</b>	185	<b>100%</b>

Instructions:

\*Number of 8<sup>th</sup> grade students & below used in  
 Column 3 and Column 4 calculations: 43

- 1) Determine the total number of girls enrolled, (place in Row 1, Column 1).  
 Determine the total number of boys enrolled, (place in Row 2, Column 1).
- 2) Add the total number of girls and boys enrolled to determine total enrollment, (place in Row 3, Column 1).
- 3) Calculate the percentage of total enrollment that is female. (Divide Row 1, Column 1 by Row 3, Column 1 and place in Row 1, Column 2.) Calculate the percentage of total enrollment that is male. (Divide Row 2, Column 1 by Row 3, Column 1 and place in Row 2, Column 2.) Note: Row 1, Column 2 plus Row 2, Column 2 should total 100%.
- 4) Ask coaches to confirm the names of those individuals who are on the team as of the first **date of regular season competition**, and cross out the names of those who were cut from the team or quit the team prior to the first regular season competitive event. Determine the total number of interscholastic athletics participants that are girls, (and place in Row 1, Column 3). In order to determine the total number of athletics participants, an individual should be counted each time he or she participates on a team. For example, if Jane Doe competes on the varsity volleyball team, the junior varsity volleyball team, the junior varsity basketball team, and the varsity softball team, she should be counted as four participants (**do not include club or intramural sports participants, cheerleaders, dance teams, or pom squads**). Calculate the same way for boys and girls. \* In addition, should 8<sup>th</sup> grade students and below play on a Freshman, Junior Varsity, or Varsity team, they should also be counted for each team and sport on which they participate. If applicable, please asterisk in the above notation as to how many 8<sup>th</sup> grade students & below are included in the totals.  
 Using the same procedure, determine the total number of interscholastic athletic participants that are boys, (and place in Row 2, Column 3). Add Row 1, Column 3 plus Row 2, Column 3 to get total participants and place in Row 3, Column 3.
- 5) Calculate the percentage of female participation. (Row 1, Column 3 divided by Row 3, Column 3 and place in Row 1, Column 4.)  
 Calculate the percentage of male participation. (Row 2, Column 3 divided by Row 3, Column 3 and place in Row 2, Column 4.) Note: Row 1, Column 4 plus Row 2, Column 4 should total 100%.

Note: While being within three percent is not a formal compliance standard, if the percent listed in Row 1, Column 4 is within 3% of Row 1, Column 2, then it provides a good target within which compliance is likely.

Principal's Signature: LeAnne Benningfeld Date: 4/15/2011



**2010-2011  
ACCOMMODATION OF INTERESTS AND ABILITIES  
SUMMARY PROGRAM CHART (FORM T-2)  
PARTICIPATION OPPORTUNITIES: TEST TWO - PROGRAM  
EXPANSION**

		Column 1	Column 2	Column 3	Column 4	Column 5
Program		Number of Teams Currently Offered	Number of Participants	Number of Teams Added Since the beginning of the 2006-2007 School Year	Current Number of Participants for the 2010-2011 school year who are playing on teams added since the 2006-2007 School Year	Percent of Total Participation By Sex Added Since the beginning of the 2006-2007 School Year
<b>GIRLS</b> Row 1	varsity:	6	66	1	3	
Row 2	j.v.:	5	39	1	3	
Row 3	frosh:	0	0	0	0	
Row 4	total:	11	105	2	6	5.7%
<b>BOYS</b> Row 5	varsity:	6	64	1	6	
Row 6	j.v.:	2	16	1	0	
Row 7	frosh:	0	0	0	0	
Row 8	total:	8	80	2	6	7.5%

- 1) For Column 1, list the number of interscholastic teams offered for girls and boys at each competitive level (varsity, junior varsity, and freshman). For girls, total each of the entries in Rows 1, 2, and 3 into Row 4. For boys, total Rows 5, 6, and 7 into Row 8.
- 2) For Column 2, list the number of participants at each level. For girls, total each of the entries in Rows 1, 2, and 3 into Row 4. For boys, total Rows 5, 6, and 7 into Row 8. Note: The totals in Row 4 for girls and in Row 8 for boys must be the same as the totals in Form T-1, Column 3, Rows 1 and 2 respectively.
- 3) For Column 3, list the number of interscholastic teams that have been added in the last five years at each competitive level. Count each team added during the 5 year period only one time. e.g. Girl's junior varsity soccer was added 3 years ago, count the team only once, not 3 times. For girls, total the entries in Rows 1, 2, and 3 into Row 4. For boys, total Rows 5, 6, and 7 into Row 8.
- 4) For Column 4, list the number of participants that are currently on each level of the teams that were added in the last five years. If a team was added previously but no longer exists, there are no current participants to be added for that team. For girls, total the entries in Rows 1, 2, and 3 into Row 4. For boys, total Rows 5, 6, and 7 into Row 8.
- 5) For Column 5, calculate the percentage of participants that have been added in the last five years. For girls, take the number in Column 4, Row 4 and divide by the number in Column 2, Row 4. For boys, take the number in Column 4, Row 8 and divide it by the number in Column 2, Row 8.
- 6) **Note: If the percentage of current participants added in the last five years is 25% or greater for the underrepresented sex (most likely girls), compliance with Test Two may be possible. If less than 25%, then compliance with Test Three should be analyzed. CAUTION: 25% is not a formal compliance standard.**

Principal's Signature: Wayne Benzingerfeld Date: 4/15/2011



**2010-2011  
ACCOMMODATION OF INTERESTS AND ABILITIES  
SUMMARY PROGRAM CHART (FORM T-3)**

KHSAA Form T3  
Rev. 10/10

**Participation Opportunities Test Three Full Accommodation**

**FOR ANY QUESTION ANSWERED "YES" IDENTIFY THE RESPECTIVE SPORT(S).**

	<b>GIRLS (Yes / No)</b>		<b>BOYS (Yes / No)</b>
1. Based on the responses from your most recent student survey, is there sufficient interest to form a viable interscholastic team for a sport not currently offered? If yes, what sport?	Yes  Soccer, Swimming, Tennis		Yes  Swimming
2. For a sport not currently offered at the varsity level, is there sufficient interest based on your most recent Student Interest Survey to form a viable team for an interscholastic freshman team or junior varsity team?	Yes  Soccer, Swimming, Tennis		Yes  Swimming
3. For a sport currently offered at the interscholastic Junior Varsity or freshmen level, is there sufficient interest, based on your most recent Student Interest Survey, to form a varsity team?	No		No
4. If you answered YES to question (1), (2), or (3), are there enough high schools in the geographic area offering the sport (at the appropriate level) to allow for the development of a reasonable schedule of competition?	Yes  Soccer, Tennis		No
5. If you answered YES to question (1), (2), (3), or (4), are there enough high schools in the geographic area offering the sport (at the appropriate level) to allow for the development of a reasonable schedule of competition?	Yes  Soccer, Tennis		No

Remember, test three – full accommodation means addressing the unmet interest of the underrepresented sex (most likely girls), not the overrepresented sex (most likely boys).

**Plans to Address Interest:**

- Conduct a Follow-Up Interest Poll for Girls Soccer & Tennis.
- Publicize Interest & Informational Meeting for Girls Soccer & Tennis if Poll Shows Sufficient Student Interest.
- Hold Organizational Meeting for Girls Soccer and/or Tennis if Interest Meeting Proves Sufficient Student Interest.
- Request SBDM & Board Approval if Organizational Meeting Shows Positive Development of a Girls Soccer or Tennis Program is Possible.

Principal's Signature : Wayne Benningfield Date: 4/15/2011



**2010-2011  
ACCOMMODATION OF INTERESTS AND ABILITIES  
SUMMARY PROGRAM CHART (FORM T-4)**

KHSAA Form T4  
Rev. 10/10

**Levels of Competition Test One**

		Column 1	Column 2	Column 3
Girls	Team Levels	Number of Teams Currently Offered	Number of Participants	Percentage of Participants at Each Level
Row 1	varsity:	6	66	62.9%
Row 2	j.v.:	5	39	37.1%
Row 3	frosh:	0	0	0.0%
Row 4	total:		105	100%
<b>Boys</b>				
Row 5	varsity:	6	64	80.0%
Row 6	j.v.:	2	16	20.0%
Row 7	frosh:	0	0	0.0%
Row 8	total:		80	100%

- 1) Column 1, list the number of interscholastic teams offered for girls and boys at each competitive level; varsity, junior varsity, and freshman. (Refer to Form T-2, Accommodation of Interests and Abilities, Summary Program Chart 2, Column 1.)
- 2) For Column 2, list the number of participants at each level. For girls, total the entries in Rows 1, 2, and 3 into Row 4. For boys, total the entries in Rows 5, 6, and 7 into Row 8. (Refer to Form T-2, Accommodation of Interests and Abilities, Summary Program Chart 2, Column 2.)
- 3) For Column 3, calculate the percentage of female and male participants at each level.  
For girls' varsity, junior varsity, and frosh, respectively:
  - Divide Column 2, Row 1 by Column 2, Row 4, and place the percentage in Column 3, Row 1
  - Divide Column 2, Row 2 by Column 2, Row 4, and place the percentage in Column 3, Row 2.
  - Divide Column 2, Row 3 by Column 2, Row 4, and place the percentage in Column 3, Row 3.
 For boys' varsity, junior varsity, and frosh, respectively:
  - Divide Column 2, Row 5 by Column 2, Row 8, and place the percentage in Column 3, Row 5.
  - Divide Column 2, Row 6 by Column 2, Row 8, and place the percentage in Column 3, Row 6.
  - Divide Column 2, Row 7 by Column 2, Row 8, and place the percentage in Column 3, Row 7.

Principal's Signature: Wayne Benningfield Date: 4/15/2011





2010-2011

**ACTUAL EXPENDITURES - PROGRAM COMPARISON CHART 1 -(FORM T-35)  
TO INCLUDE BOOSTER CLUB FUNDING**

KHSAA Form T-35  
REV. 10/10

Sports	Equipment and Supplies		Travel		Awards		Coaches' salaries (to include supplemental and extended employment; dollar amount required)		Facilities improvements		Publications (if sport-specific)	
	School	Booster	School	Booster	School	Booster	School	# Coaches for all levels / # Teams for all levels	School	Booster	School	Booster
<b>G basketball</b>	3677	2680	955	96	40	0	10996	3 2	0	0	0	0
<b>B basketball</b>	3340	800	955	0	60	0	10996	3 2	0	0	0	0
<b>G softball</b>	4048	1400	711	95	52	0	2825	2 1	0	0	0	0
<b>B baseball</b>	1230	0	1145	0	52	0	2825	2 1	0	0	0	0
<b>G cross country</b>	0	0	369	12	0	4	593	1 2	0	0	0	0
<b>B cross country</b>	0	0	369	12	0	4	593	1 2	0	0	0	0
<b>G golf</b>	0	0	100	32	0	12	1038	1 2	0	0	0	0
<b>B golf</b>	0	0	100	32	0	12	1038	1 2	0	0	0	0
<b>G soccer</b>	0	0	0	0	0	0	0	0 0	0	0	0	0
<b>B soccer</b>	0	0	0	0	0	0	0	0 0	0	0	0	0
<b>G swimming</b>	0	0	0	0	0	0	0	0 0	0	0	0	0
<b>B swimming</b>	0	0	0	0	0	0	0	0 0	0	0	0	0

1. Total expenditures on T-35 and T-36 on the 2010-2011 year report due by April 15, 2011 of each school year, should reflect the total monies spent (rounded off to nearest dollar) for the entire school year of 2009-2010 ending June 30, 2010.

2. Booster Club Funding/Contributions must be included in the above expenditures total. (Note: It is illegal for coaches to be paid by Booster Clubs - Reference KHSAA Bylaw 27)

Principal's Signature: Wayne Benningford Date: 4/15/2011



2010-2011

**ACTUAL EXPENDITURES - PROGRAM COMPARISON CHART 2 - ( Form T36)  
TO INCLUDE BOOSTER CLUB FUNDING**

KHSAA Form T36  
REV. 10/10

Sports	Equipment and supplies		Travel		Awards		Coaches' salaries (to include supplemental and extended employment; dollar amount required)		Facilities improvements		Publications (if sport-specific)	
	School	Booster	School	Booster	School	Booster	School	Booster	School	Booster	School	Booster
G track	1386	750	1804	0	45	0	2263	0	0	0	0	0
B track	1386	750	1804	0	45	0	2263	0	0	0	0	0
G tennis	0	0	0	0	0	0	0	0	0	0	0	0
B tennis	0	0	0	0	0	0	0	0	0	0	0	0
G volleyball	1163	313	519	97	69	0	2825	0	0	0	0	0
B wrestling	0	0	0	0	0	0	0	0	0	0	0	0
G	0	0	0	0	0	0	0	0	0	0	0	0
B football	4416	1000	408	122	207	0	16096	0	0	0	0	0
G	0	0	0	0	0	0	0	0	0	0	0	0
B	0	0	0	0	0	0	0	0	0	0	0	0

1. Total expenditures on T-35 and T-36 on the 2010-2011 year report due by April 15, 2011, should reflect the total monies spent (rounded off to nearest dollar) for the entire school year of 2009-2010 ending June 30, 2010.

2. Booster Club Funding/Contributions must be included in the above expenditures totals. Indicate percentage of total expenditures for each gender. (If disparities are obvious, list on your Corrective Action Plan (T-60) what action you will take to correct the problem.)

#	Gender	Expenditures	Percentage
80	Boys	\$ 52,060	56.0%
105	Girls	\$ 40,969	44.0%
<b>Total:</b>		\$ 93,029	<b>100%</b>

Boys = Underrepresented  
Sex

Principal's Signature: Wayne Bennett Date: 4/15/2011



**2010-2011 KHSAA TITLE IX ATHLETICS AUDIT (Form T-41)**  
**Checklist - Overall Interscholastic Athletics Program**

KHSAA Form T-41  
Rev. 10/10

**DIRECTIONS:**

For the Areas of Compliance (Opportunities and Benefits) listed on the left hand side of the page, place a checkmark under the appropriate column identifying whether your school provided an advantage to the Girls' Program, or to the Boys' Program or to Neither Program. A review of T-35 and T-36 spending patterns might be helpful in completing this form.

Areas of Compliance:	ADVANTAGE TO:		
	GIRLS' PROGRAM	BOYS' PROGRAM	NEITHER PROGRAM
<b>OPPORTUNITIES</b>			
Accommodation of Interest and Abilities			X
<b>BENEFITS</b>			
Equipment and Supplies			X
Scheduling of Games and Practice Time			X
Travel and Per Diem Allowances		X	
Coaching		X	
Locker Rooms, Practice and Competitive Facilities		X	
Medical and Training Facilities and Services			X
Publicity			X
Support Services			X
Housing and Dining			X
Tutoring			X
Athletic Scholarships			X

**If an advantage/inequity is indicated, corrective action should be shown on the Corrective Action Plan, Form T-60.**

Principal's Signature: Wayne Benzinger Date: 4/15/2011



**2010-2011 TITLE IX  
CORRECTIVE ACTION PLAN  
(FORM T-60)**

SCHOOL NAME Fulton County

**DIRECTIONS:**

- For Column 1, indicate the intended area (Opportunities or Benefits) which needs corrective action in order to achieve gender equity. For Column 2, write the suggested change or activities that will correct the area in need of alteration. For Column 3, include the estimated completion date for the changes or activities.
- It is possible to attain compliance with Title IX and no longer need "corrective" action. However, the KHSAA strongly encourages compliant schools to identify items for improvement (Column 1), activities to accomplish the improvement (Column 2) and a timetable for completion (Column 3) that will strengthen the athletic program.
- You may copy this form as needed. Please attach corrective action plans along with audit forms and submit by April 15, 2011.

COLUMN 1	COLUMN 2	COLUMN 3
SPECIFIC ITEM FOR CORRECTION/ IMPROVEMENT	PLAN FOR SUGGESTED CHANGE	START DATE AND COMPLETION DATE OF CORRECTIVE ACTION
OPPORTUNITIES: Continue to Develop Feeder Systems (Youth-Middle School-IV-Varsity) to encourage participation.	Establish Either Fundamental or Competitive Programs at the Youth, Middle School, Jr. Varsity, and varsity Levels in All Sports.	Start: June 2011 - Meet with Coaches by July 2011 - Meet with Coaches to Conduct a Follow-up Poll of Interest in 2011 - Start: June 2011 - Evaluate Cost and Current Start: November 2010 - Renovations Start: June 2011 - AD, Principal, Transportation Superintendent Approve
OPPORTUNITIES: Develop Strategies for Athlete Retention	Conduct Trainings with Coaches on how to Motivate Current Athletes, Keep Students Interested in Athletics, and Promote Student Participation in Athletics.	Complete: August 2011 - Have Varsity, JV, Middle School, 2011 - Training Completed, Practices Complete: June 2011 - Organizational Meeting to Complete: September 2011 - Have Timeline Complete: February 2012 - Available for Softball Complete: July 2011 - Coordinate & Finalize
OPPORTUNITIES: Accommodation of Interests and Abilities	Continue to Follow-Up on Interests in Girls Soccer & Girls Tennis.	Start: May 2011 - Follow-up Poll of Interest in 2011 - Evaluate Cost and Current Start: November 2010 - Renovations Start: June 2011 - AD, Principal, Transportation Superintendent Approve
BENEFITS: improvement to Softball & Baseball Facilities	Improve Field Conditions for Baseball & Softball to be Upgraded for Better Drainage and Improve Ability to Practice and Host Contests.	Start: June 2011 - Meet with Coaches by July 2011 - Meet with Coaches to Conduct a Follow-up Poll of Interest in 2011 - Start: June 2011 - Evaluate Cost and Current Start: November 2010 - Renovations Start: June 2011 - AD, Principal, Transportation Superintendent Approve
BENEFITS: Address Advantage to Boys Dressing Facilities	Upgrade Football Field House to Accommodate Use by Female Athletes. Upgrade Will Allow Softball Team to Use Field House as a Dressing and Storage Facility.	Start: June 2011 - Meet with Coaches by July 2011 - Meet with Coaches to Conduct a Follow-up Poll of Interest in 2011 - Start: June 2011 - Evaluate Cost and Current Start: November 2010 - Renovations Start: June 2011 - AD, Principal, Transportation Superintendent Approve
BENEFITS: Athletic Travel & Publicity	Schedule more Dual Competitions which Involve Both Boys & Girls Competitions on the Same Nights at the Same Locations. This Will Better Equate Travel Discrepancies and Improve Attendance at both Home & Away Contests this Involving Support for both Girls & Boys Programs	Start: June 2011 - Meet with Coaches by July 2011 - Meet with Coaches to Conduct a Follow-up Poll of Interest in 2011 - Start: June 2011 - Evaluate Cost and Current Start: November 2010 - Renovations Start: June 2011 - AD, Principal, Transportation Superintendent Approve

Principal's Signature: Wayne Benningfeld Date: 4/15/2011



**INTERSCHOLASTIC ATHLETICS  
SURVEY (FORM T-63)  
Summary of Student Responses**

**School Year:** 2010 – 2011

**School Name:** Fulton County High School

**Enrollment (9-12 Grade):** 163 (SHOULD AGREE WITH FORM T-1, COLUMN 1, ROW 3)

**Number of 9-11 Grade Students Surveyed:** 98

**Number of 8<sup>th</sup> Grade Students Surveyed:** 36

**Date:** April 11, 2011

**Completed By:** Steven Spadafino

**Instructions:**

1. Summarize the Student Athletics Interest Surveys Form T-61 by listing the total number of responses on the line next to each sport.
2. Under the Other Category please provide a listing of the sports as well as the number of students who are interested in participating.
3. Please sign and date this Summary Form (T-63) and mail this Summary Form only to the KHSAA by April 15. Do not mail the student surveys (Form T-61). However, these Forms should be maintained in your files in the event they are requested subsequently.

100%  
134 Number of Surveys  
134 Total Returned (A minimum of 80% return is expected)  
8-11 Grades Surveyed (Should be grades 9-11 and 8<sup>th</sup> grade if school has a feeder system)

Who Administered The Survey? Assistant Principal/Athletic Director  
 How Was The Survey Administered? Grades 9-11 During Lunch  
Grade 8 During Homeroom

Give details on how it was administered and to which school group, Example: English classes, or all home rooms, etc. or advisee/advisor?)

**KHSAA Sanctioned Fall Sports (List Total Number of Participation Responses)**

6 Cross Country (Girls)  
4 Cross Country (Boys)  
31 Football (Boys)  
6 Golf (Girls)  
14 Golf (Boys)  
31 Soccer (Girls)  
10 Soccer (Boys)  
35 Volleyball (Girls)

**Winter Sport** (List Total Number of Participation Responses)

- 23 Basketball (Girls)
- 28 Basketball (Boys)
- 14 Indoor Track (Girls)
- 5 Indoor Track (Boys)
- 22 Swimming & Diving (Girls)
- 16 Swimming & Diving (Boys)
- 19 Wrestling (Boys)

**Spring Sport** (List Total Number of Participation Responses)

- 19 Baseball (Boys)
- 22 Fast Pitch Softball (Girls)
- 25 Tennis (Girls)
- 12 Tennis (Boys)
- 24 Track (Girls)
- 13 Track (Boys)

**Non-KHSAA Championship Sports** (From Student Survey T-61 Question 10)

- 27 Archery
- 13 Field Hockey
- 48 Bowling
- 6 Gymnastics (Boys)
- 24 Gymnastics (Girls)
- 26 Ice Hockey
- 8 Lacrosse (Boys)
- 10 Lacrosse (Girls)
- 28 Rifle
- 20 Rodeo
- 11 Slow Pitch Softball
- 6 Volleyball (Boys)
- 0 Water Polo
- 29 Weightlifting
- 17 Other sports not listed \_\_\_\_\_

**Number of Students who participate in Intramural Sports**  
(From Student Survey T-61 Question 5)

<b>Sport</b>	<b>Number</b>
Cheerleading	9
Archery	7
Basketball	5
Weightlifting	5

**List Intramural Sports students are interested in adding:**  
 (From Student Survey T-61 Question 6)

<u>Sport</u>	<u>Number</u>
Flag Football	12
Soccer	9
Tennis	6
Swimming	5
Basketball	4

**Participation in Non-School Sports Activities**  
 (From Student Survey T-61 Question 7)

<u>Sport</u>	<u>Number</u>
Baseball	7
Softball	4
Bowfishing	4
Mixed Marshal Arts	3
Gymnastics	2
Bowling	2

**Reasons for not participating in interscholastic athletics**  
 (From Survey Question 8)

- 2 I prefer other activities such as band, chorus, etc.
- 16 I don't have time
- 5 The practice schedules and game times are inconvenient
- 9 The sport I like isn't offered
- 0 It's too expensive
- 4 I prefer to participate in club or intramural sports
- 10 Working
- 10 Other: \_\_\_\_\_

**Student Suggestions to encourage participation**

Encourage & Motivate Students More, Make it Fun, Pep Rallies, Promote Health Benefits, Offer Intramural Sports to Introduce Sports, More funding for Uniforms & Equipment, Make it Fair, Offer Health or PE Credit, Better Equipment, Offer More Sports, Show Accomplishments, Advertise Better, Team Trips, Sponsorship, Write Letters to Students

Wayne Benningfield 7/15/2011  
 Principal's Signature Date

**In Game Competition**

1. Each squad will be judged for ½ of a game.

Tuesday night : Girls 1<sup>st</sup> half \_\_\_\_\_ 2<sup>nd</sup> half \_\_\_\_\_

Boys 1<sup>st</sup> half **\_\_ Carlisle Co. \_\_** 2<sup>nd</sup> half **\_\_ Fulton Co. \_\_**

Thursday night: Girls 1<sup>st</sup> half: **\_\_ Hickman Co. \_\_** 2<sup>nd</sup> half \_\_\_\_\_

Boys 1<sup>st</sup> half **\_\_ Fulton City \_\_** 2<sup>nd</sup> half \_\_\_\_\_

2. Judges will tally score sheets each night.  
Scores will be verified by Patrice Chambers and/or Deena Morrison.  
Coaches will view and verify scores on the night of the competition.